

SPECIFICATIONS:

Electrical:	
Frequency range	2000 – 6000 MHz
VSWR	< 2.0:1
Nominal input impedance	50 Ω
Connector	N-type female
Feed power handling	See graph below
Gain (typical)	Typical > 9.5 dBi (see graph below)
E-plane 3 dB beamwidth	45°
H-plane 3 dB beamwidth	60°
Polarisation	Linear
Front-to-back ratio	\geq 15 dB
Power handling	100W
Mechanical:	
Dimensions (w x l)	94 mm x 345 mm (See drawing below)
Material	Aluminium, Brass, Stainless steel, Tufnol, FR4
Mass:	
Antenna	< 700 g
Bracket	< 450 g
Environmental: designed to meet the following specifications	
Wind survival	160 km/h calculated
Operating Temperature	-30°C to +65° (no icing)
Storage Temperature	-40°C to +85°
Corrosion	Designed for MIL-STD-810F MIL-1250A

PRODUCT DESCRIPTION:

The LPDA-A0160 directional log-periodic dipole array (LPDA) is primarily designed for high-power applications. It covers a frequency band of 2000 to 6000 MHz with a gain of greater than 9.5 dBi.

The antenna is completely encapsulated in a radome.

PRODUCT FEATURES:

- Wideband frequency 2000 to 6000 MHz
- Compact size
- VSWR < 2.0:1
- High gain: 9.5 dBi
- Rugged construction
- Ice resistant

PRODUCT APPLICATIONS:

- Wideband
- High-Power

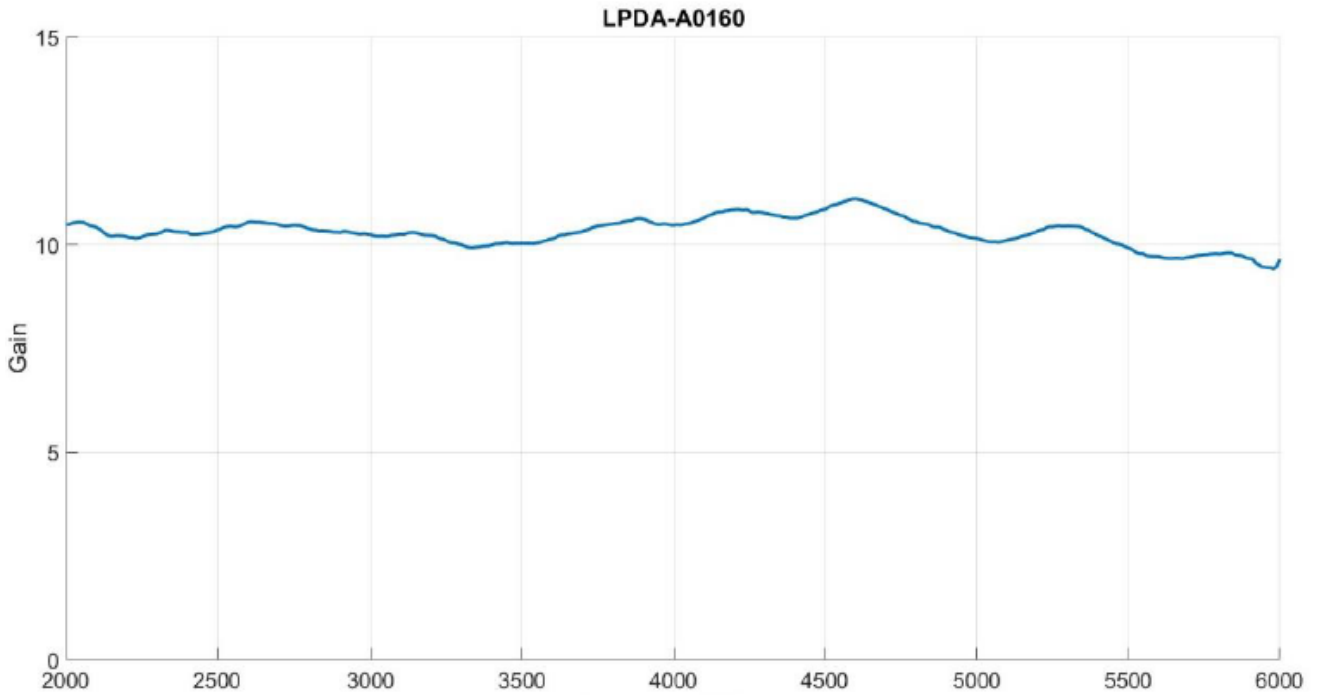
High-Power LPDA Antenna

2000 – 6000 MHz

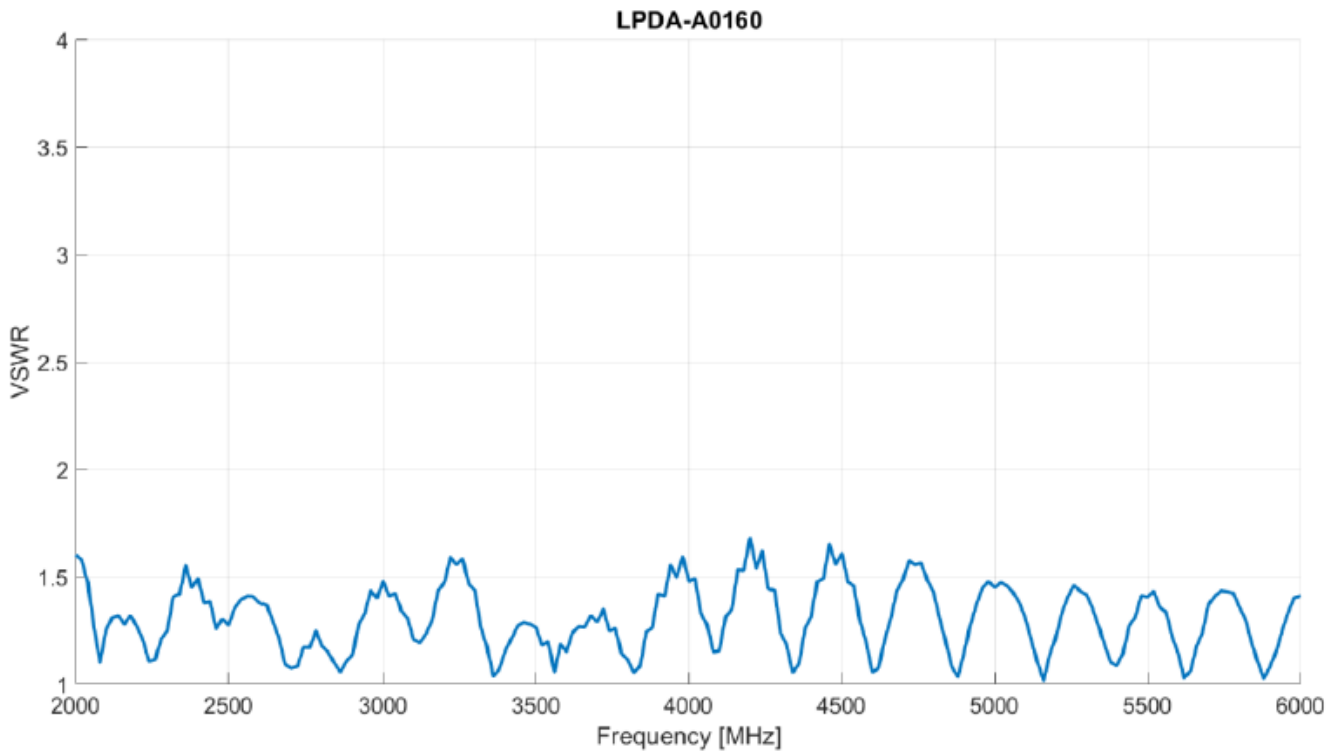
Product Code: LPDA-A0160

VERSION: 1.4

Gain:



VSWR:



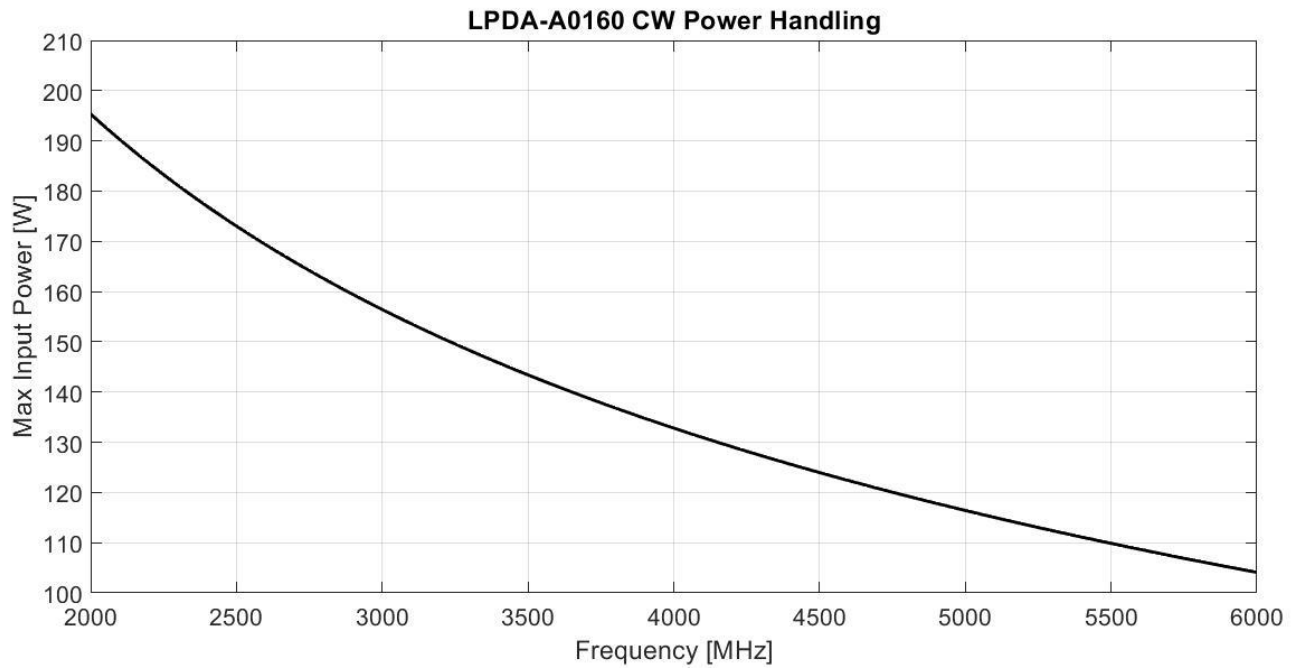
High-Power LPDA Antenna

2000 – 6000 MHz

Product Code: LPDA-A0160

VERSION: 1.4

POWER HANDLING:



High-Power LPDA Antenna

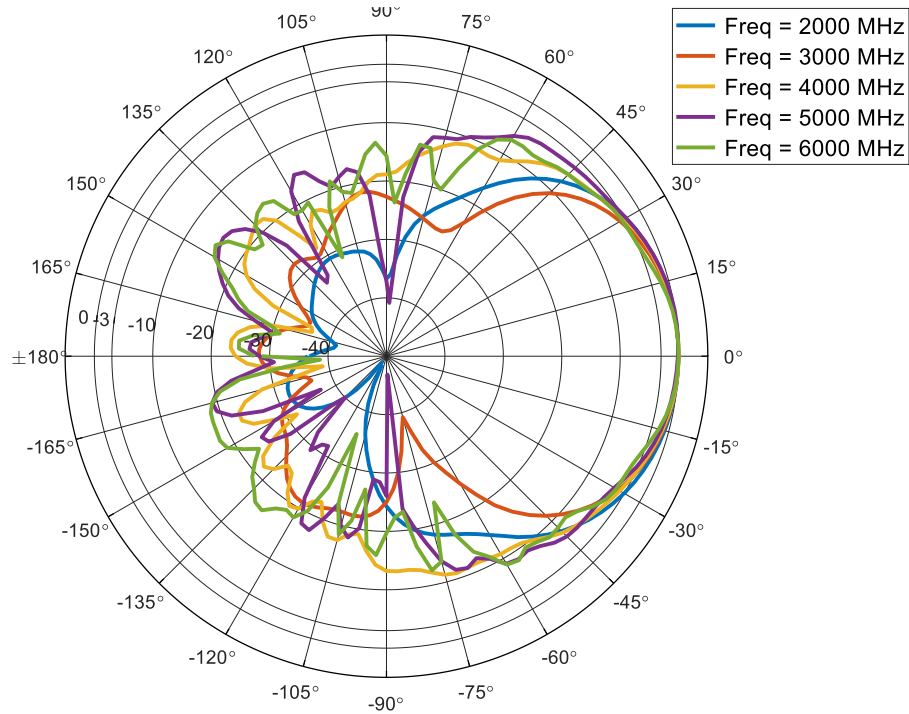
2000 – 6000 MHz

Product Code: LPDA-A0160

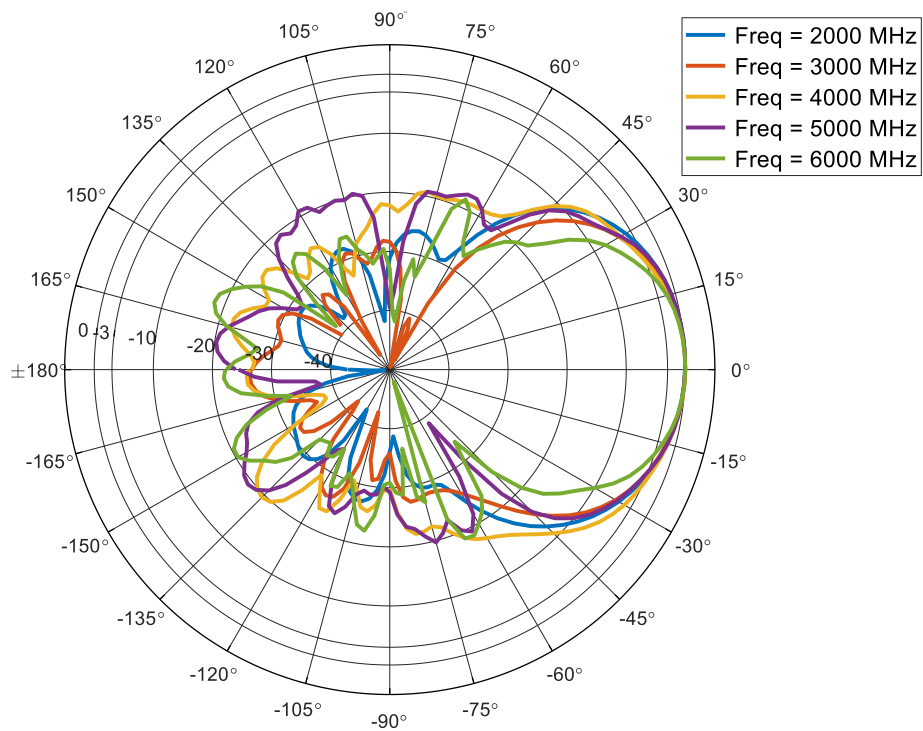
VERSION: 1.4

RADIATION PATTERNS:

Normalised H-plane radiation pattern



Normalised E-plane radiation pattern



High-Power LPDA Antenna

2000 – 6000 MHz

Product Code: LPDA-A0160

VERSION: 1.4

MECHANICAL OUTLINE:

